

## **INVESTIGATION OF PRODUCTIVITY AND ACCURACY OF PROCESSING IN THE MANUFACTURE OF SHAPING EQUIPMENT**

**Alisher Akhmadjon ugli Botirov**

**Akhmadbek Makhmudbek ugli Turgunbekov**

[turgunbekovahmadbek40@gmail.com](mailto:turgunbekovahmadbek40@gmail.com)

The Department of Descriptive Geometry and Engineering Graphics Fergana  
Polytechnic Institute, Republic of Uzbekistan

### **ABSTRACT**

*As a result of the research, the technological process of machining was improved for a body part of high complexity "Housing" in conditions of mass production using technological equipment with numerical control.*

*Based on the plans for the surface treatment of the part, a starting technological process was developed and illustrations of the processing route were made. Suitable equipment and technological equipment have been selected.*

**Keywords:** *vacuum ring, pvb, cellulose, eva, tpu, silicone rubber, nitrate.*

### **АННОТАЦИЯ**

*В результате проведенных исследований усовершенствован технологический процесс механической обработки кузовной детали повышенной сложности «Корпус» в условиях серийного производства с использованием технологического оборудования с числовым программным управлением.*

*На основании планов обработки поверхности детали был разработан стартовый технологический процесс и сделаны иллюстрации маршрута обработки. Подобрано подходящее оборудование и технологическое оборудование.*

**Ключевые слова:** *вакуумное кольцо, ПВХ, целлюлоза, ева, тпу, силиконовый каучук, нитрат.*

### **INTRODUCTION**

This work was performed at the Department of "Technology of machine - building" of federal state budgetary educational institution of higher professional education "your country of Lipetsk - Gov. Technical University" in cooperation with the company of JSC "Energy" Yelets.

The main products of the enterprise JSC "ENERGY" - a chemical power source, in addition the company produces cash boxes are designed for large retail chains, as

well as performing various orders metalloob - rabotke, including for the production of tooling from the surface - styami complex shape.

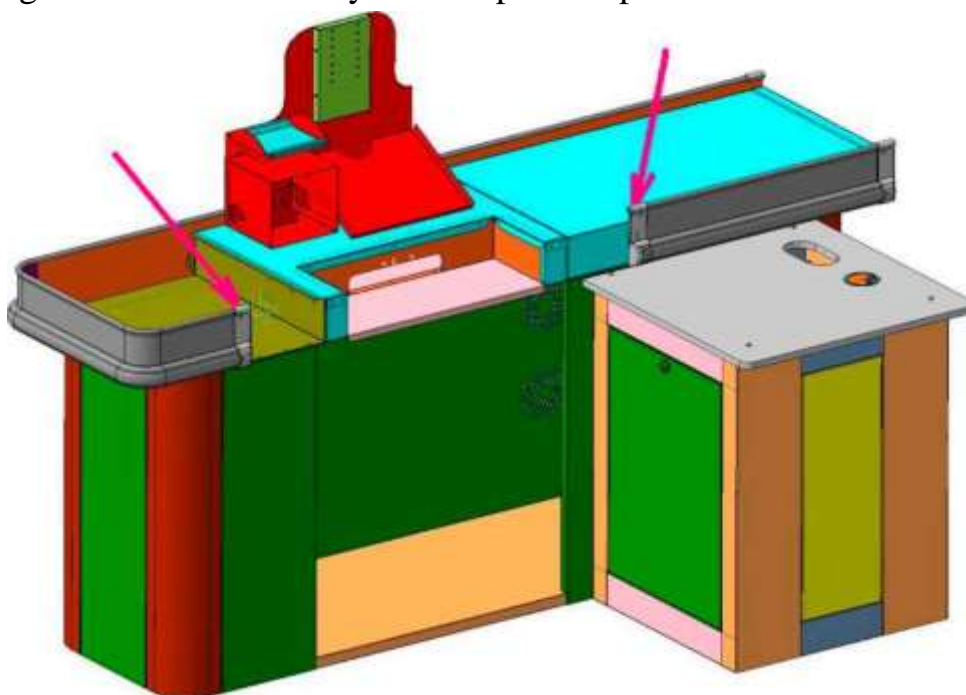


Figure 4.1. Cash box for TS "MAGNET"



Figure 4.2. Detail "END 1" .

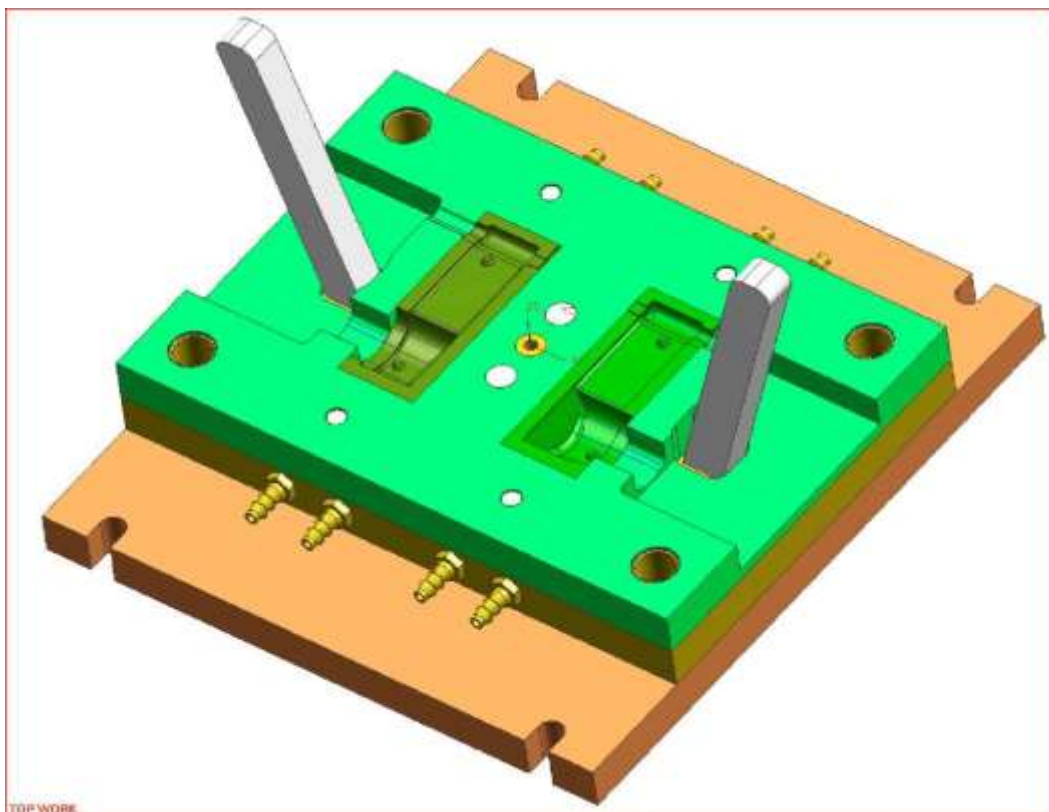


Figure 4.3. Stationary part of the mold .

For the release of checkouts retail chain "Magnit" (Figure 4.1), would - la designed mold for details of the "LIMIT" (Figure 4.2, Figure 4.3), with the development of technological process of shaping de - hoists complex shape (MATRIX Fig. 4.4).



Figure 4.4. Matrix for the manufacture of parts "KONTSEVIK"

Matrix blank - tool stainless steel 40X13 GOST 5632-72; the part has concave surfaces of complex shape of 7-9 grades (Fig.4.5).

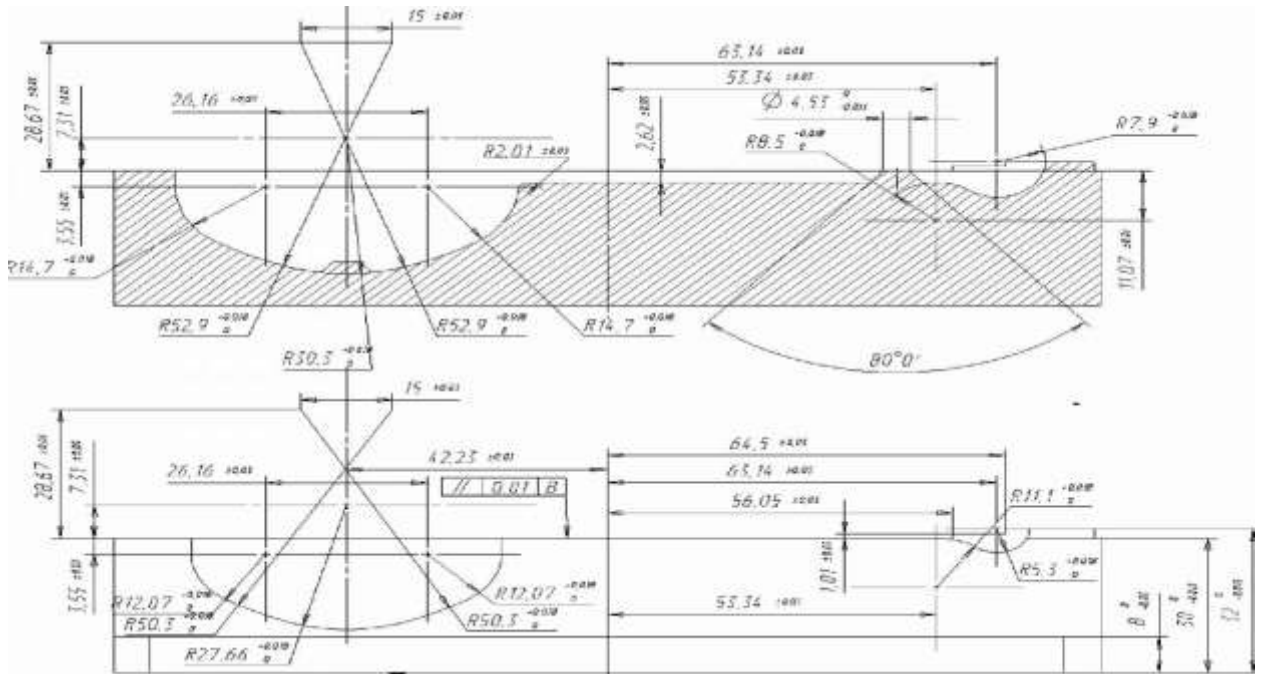


Fig.4.5. Sketch of the matrix for the part "END 1"

Surfaces "2" (see Fig.4.4.) Mates with the matrix punch and the movable sign (Fig.4.6), so that the accuracy of performance data - surfaces meet high requirements - 7 Qualitet.

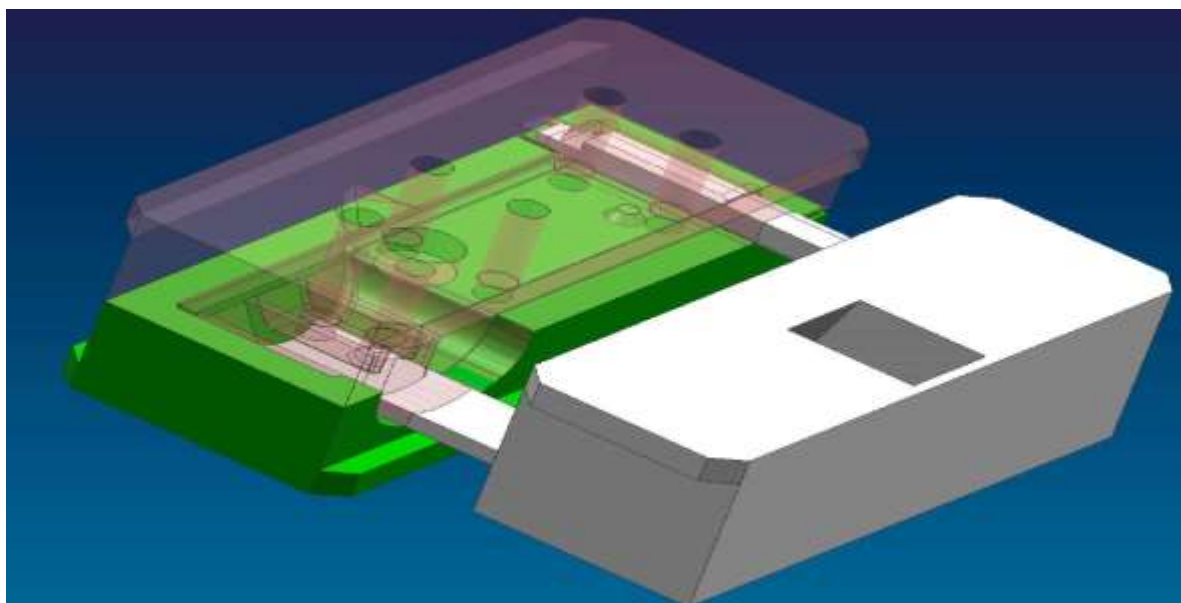


Figure 4.6. Contacting parts



If the mating surfaces with a gap to perform more than 0.04 mm, then manufacturing a plastic product formed burrs that until - admissible for aesthetic requirements, in addition, gravies material may cause damage to equipment. If these surfaces are manufactured with an oversize, it will be necessary to make the fit surfaces, which are made - etsya fitter lekalschikom qualifications, the time under - race may exceed the time of machining. In this regard, fur - nical processing mating surfaces must perform with the maximum approximation to the drawing request.

### **Comparison of Concave Surface Processing Methods**

In the first chapter, it was shown that the treatment of forming the DETA - MDL carried out in two stages:

- preliminary roughing, before heat treatment;
- final finishing, after heat treatment. Pretreatment of the concave mating surface R 12, 07 xR 50, 3 xR 27, 66 xR 50, 3 xR 12, 07, was carried out with a cylindrical mill of HANITA 010mm.

Preliminary allowance  $T_{st.} = 0.25$  mm, allowance for the previously untreated zone  $T_{bottom.} = 0.72$  mm. Hardness HRC 40.45.

The final processing was carried out with a HANITA cutter 010mm. with spherical end R5mm. normal to the treated surface (Figure 4.7).




Figure 4.7. Matrix finishing

Since there are two identical dies in the mold, two processing methods were tried. In the first case, the mating surface was machined without tool path correction, at a constant flow rate  $S = 10 \text{ mm / min}$ , spindle speed  $N = 4700 \text{ min}^{-1}$ , distance between passes  $L = 0.1 \text{ mm}$ , processing time was 576 min;

```
N10 G40 G17 G94 G90 G71
;20 ( INSTRUMENT MILL_D10R5 )
N30 G54 G64
N40 S4700 M3
N50 G0 X-62.384 Y-30. Z20.
N60 Z-5.012
N70 G1 Z-7.012 F10.
N80 X-62.375 Z-10.893

N61950 Z-5.012
N61960 G0 Z20.
N61970 Z200
N61980 X0 Y0
N61990 M5
N62000 M2
;62010 ( VREMA OBRABOTKI "576.08" MIN )
```

The accuracy control of the machined concave mating surfaces was carried out on the DEA IOTA 1204 coordinate measuring machine (Fig. 4.8), according to the measurement scheme shown in Fig. 4.9.



Figure 4.8. Coordinate Measuring Machine

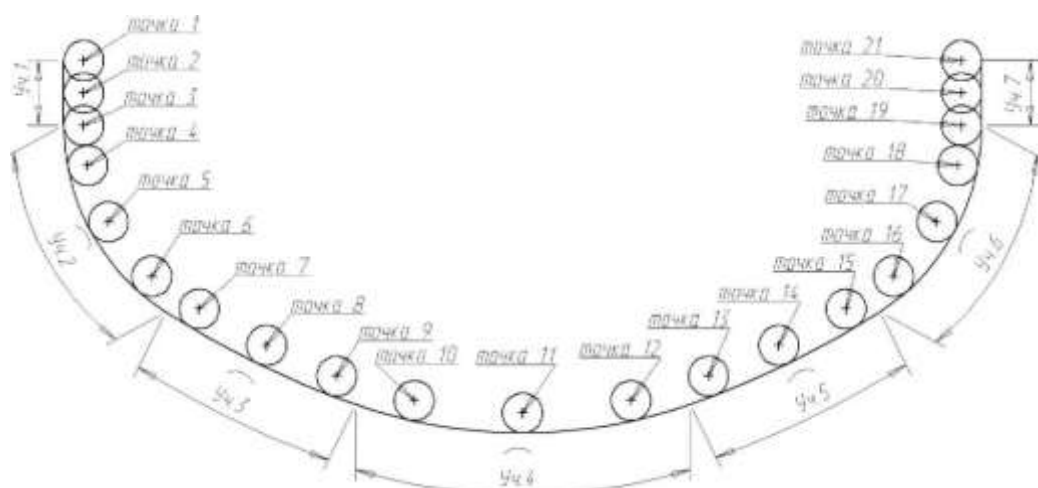


Figure 4.9. Surface measurement scheme on CMM

Snap - 0 (zero) - xY - geometric center of the part, z top plane (32<sub>-0013</sub>). The measurement results are presented in Table 4.1.

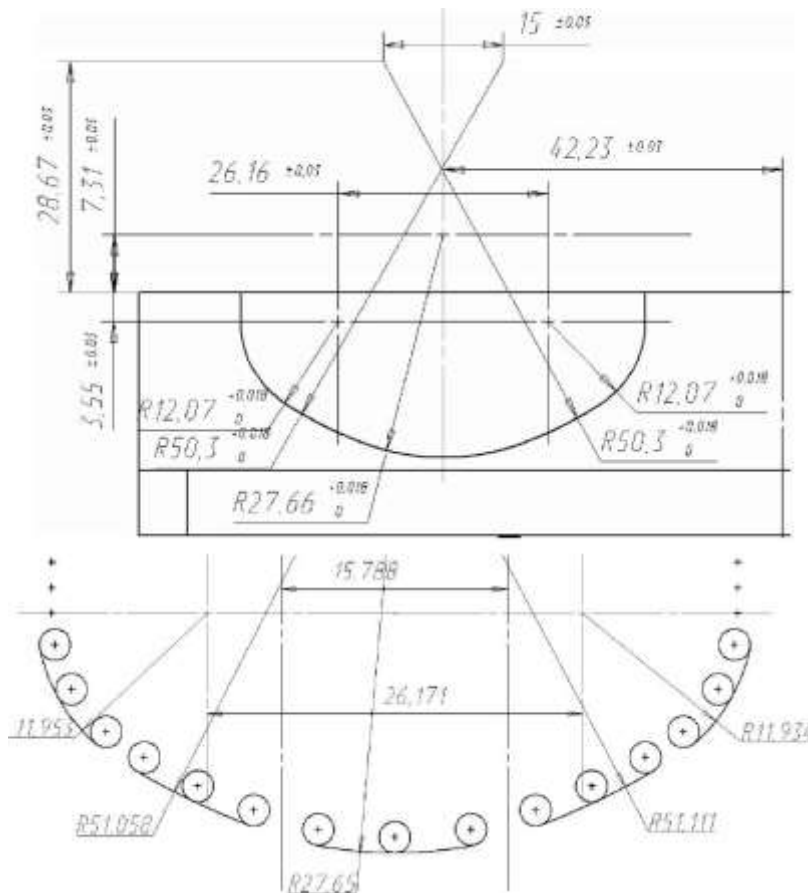


Figure 4.10. Comparison graphs of target and actual dimensions according to option number 1

Table 4.1.

ESTATE current	Point number	Coordinates			Parameter according to the drawing, mm		Actual parameter, mm
		X	Y	Z	max	min	
2	four	18.5272	-25	-7.745	12,088	12.07	11.953 Size not consistent
	five	19.6725	-25	-10.834			
	6	22.1038	-25	-13.8053			
3	7	24.7566	-25	-15.5894	50,318	50.3	51,058 Size not consistent
	eight	28.5	-25	-17.5856			
	nine	32.4061	-25	-19.26			
four	10	36.904	-25	-20.5993	27,678	27.66	27.65 you size - to keep
	eleven	42.2344	-25	-21.1421			
	12	47.5648	-25	-20.5993			
five	13	52.0626	-25	-19.26	50,318	50.3	51,111 The size



	fourteen	55.9688	-25	-17.5856			is not consistent
	fifteen	59.7122	-25	-15.589			
6	sixteen	62,365	-25	-13.8053	12,088	12.07	11.934 Size not consistent
	17	64.7953	-25	-10.834			
	eighteen	65.9416	-25	-7.7464			

Comparison of set and actual sizes shows that the impurity nenie processing method according to the nominal surface 3D model without regu - lation cutting conditions can not achieve the requirements defined in the design documents, and the supply range of the most loaded section (previously untreated area) n ety increases time obrabot ki ...

Parameters of the mating surface according to the first option

In the second case, in the processing of the second matrix (specular mapping - voltage of the first), the tool parameters have been set with the erred - NOSTA induced bending tool -  $D = 9.87$  mm, the radius of the sphere  $R = 4.935$  mm.

The control program was developed with settlement and an executive unit enables changing of the NC tool path, to determine the raw zone We establish - -hand cutting conditions close to the optimum, at any site obrabaty - Vai surface without using additional adaptive systems.

The use of frame-by-frame control of cutting modes reduces the processing time to 48 minutes, that is, more than 10 times;

N10 G 40 G 17 G 94 G 90 G 71

N20 T 00 M 6 ; 3 0 (INSTRUMENT MILL\_D10R5)

N40 G54 G64

N50 R101 = 0.124 R102 = 5. R103 = .5

N60 S4700 M3

N70 G0 X-62.384 Y-30. Z20.

N80 Z-5.012

N90 R5 = 2. R6 = 90. R7 = 2. R8 = 0.0

N100 R9 = R3 + R7 R10 = R4 + R8 R11 = ATAN2 (R10, R9) R12 = 90-R6-R11  
R13 = (SIN (R12)) R14 = ABS (R1 / (2 \* R13))

N110 R15 = R102 / (R14 + R102) R16 = ASIN (R15) R17 = TAN (R16) R18 = ((R102 \* R17) / 2) + R103 R19 = (R14-R18) / (R14) R20 = ABS ( 90- SIN (R19))

N120 IF R6 >= R20 GOTOF MA1 IF R6 < R20 GOTOF MA2

N433320 G0 Z20. N433330 Z200 N433 340 X0 Y0 N433350 M5 N433360 M2 ; 4 3337 0 ( VREMIA OBRABOTKI "48.15" MIN )

Parameters of the mating surface according to the second option . The measurement results for the second option are presented in Table 4.2.

Table 4.2.

ESTATE - current	Point number	Coordinates			Parameter according to the drawing, mm		Actual parameter, mm
		X	Y	Z	max	min	
2	four	-66,075	-25	-7.745	12,088	12.07	12,087
	five	-64.9438	-25	-10.834			The size sustained
	6	-62.5634	-25	-13.8053			
3	7	-59.9667	-25	-15.5894	50,318	50.3	50.309
	eight	-56.2753	-25	-17.5856			The size sustained
	nine	-52.4273	-25	-19.26			
four	10	-48.1763	-25	-20.5993	27,678	27.66	27,678
	eleven	-42.2344	-25	-21.272			The size sustained
	12	-36.2925	-25	-20.5993			
five	13	-32.0415	-25	-19.26	50,318	50.3	50.269
	fourteen	-28.1935	-25	-17.5856			The size not kept
	fifteen	-24.502	-25	-15.589			
6	sixteen	-21.9053	-25	-13.8053	12,088	12.07	12,081
	17	-19.525	-25	-10.834			The size sustained
	eighteen	-18.3948	-25	-7.7464			
7	nineteen	-18.1744	-25	-5.5575			
	twenty	-18.1744	-25	-3.7847			
	21	-18.1744	-25	-2.012			

Measurements on the CMM determined the center points of the measuring ball (02.2 mm). Figure 4.11 shows the actual parameters processed - hydrochloric surfaces which are built along the tangents to the circles 02.2 mm.



improve the accuracy of machining, which is confirmed by the measurements - niyami; at the same time, labor-intensive plumbing for finishing complex surfaces is minimized.

2) Frame-supply control and the frequency of rotation of the spindle, tailored - including changing the geometry of the cutting area, without using additional - - negative adaptive devices, not only stabilize the geometric - ical error handling, leading it to a constant value, but also significantly increase the productivity of machining .

3) Method of determination of previously untreated surfaces and implements - tion it in terms of production on CNC milling machines excluding - an emergency situation relating to damage expensive inst - ments.

The results of theoretical and experimental studies were introduced into the tool production of JSC "ENERGIA" in Yelets for the development of control programs for CNC milling machines.

## REFERENCES

1. Rasul Karimovich Tojiboyev, & Abdumajidxon Murodxon O'G'Li Muxtorov (2021). AVTOOYNA ISHLAB CHIQRISHDA OYNAKLARNI VAKUUMLASH TURLARI VA ULARDA ISHLATILUVCHI VAKUUM XALQALAR KONSTRUKSIYASI. Scientific progress, 2 (1), 681-686.
2. Axmadbek Maxmudbek o'g'li Turg'unbekov, & Abdumajidxon Murodxon o'g'li Muxtorov (2021). THEORETICAL STUDIES OF THE TECHNOLOGICAL PROCESS OF MACHINING PARTS WITH CONCAVE SURFACES OF COMPLEX FORMS ON CNC MILLING MACHINES. Journal of Innovations in Social Sciences 1(1), 90-97.
3. Ахмадбек Махмудбек Ўғли Турғунбеков (2021). НОТЕХНОЛОГИК ЮЗАНИНГ ТЕШИКЛАРИГА ИШЛОВ БЕРИШДА ДОРНАЛАШ УСУЛИНИ ТАДБИҚ ЭТИШ. Scientific progress, 2 (1), 4-10.
4. Abdumajidxon Murodxon O'G'Li Muxtorov, & Axmadbek Maxmudbek O'G'Li Turg'unbekov (2021). VAKUUM XALQALARI UCHUN SILIKON MATERIALLARNI TURLARI VA ULARNING TAHLILI. Scientific progress, 2 (6), 1503-1508.
5. Rustam Karimov (2021). PLANNING OF BELT BRIDGE FOR UNSYMMETRICAL PROGRESSIVE STAMPING. Scientific progress, 2 (2), 616-623.
6. Karimov, R. (2021). PLANNING OF BELT BRIDGE FOR UNSYMMETRICAL PROGRESSIVE STAMPING. Scientific progress, 2(2), 616-623.

7. Karimov, R. J. O. G. L., & Toxtasinov, R. D. O. (2021). FEATURES OF CHIP FORMATION DURING PROCESSING OF POLYMER COMPOSITE MATERIALS. *Scientific progress*, 2(6), 1481-1487.
8. Karimov, R. J. O. G. L., O'G'Li, S. S. D., & Oxunjonov, Z. N. (2021). CUTTING HARD POLYMER COMPOSITE MATERIALS. *Scientific progress*, 2(6), 1488-1493.
9. Jaxongir o'g'li, R. K., & Sobirovna, N. S. IMPROVING THE QUALITY OF LASER CUTTING OF METALS BY OPTIMIZING THE TECHNOLOGICAL PARAMETERS OF THE PROCESS.
10. Dostonbek, V., Nizomiddin, J., & Jurabek, S. (2021). EXPERIMENTAL AND THEORETICAL STUDIES OF THE PROCESS OF CUTTING POLYMER MATERIALS. *Academica Globe: Inderscience Research*, 2(05), 485-490.
11. Ravshan, K., & Nizomiddin, J. (2020). INCREASING EFFICIENCY OF PRODUCTION OF MACHINE PARTS USING A COMBINED BLADE TOOL. *ACADEMICIA: An International Multidisciplinary Research Journal*, 10(5), 445-448.
12. Усманов, Д. А., Умарова, М. О., & Жумаев, Н. К. У. (2019). Построение графика проекций поверхности отклика для типа барабана и формы сороудаляющей сетки очистителя хлопка-сырца. *Проблемы современной науки и образования*, (11-1 (144)).
13. Alisher Axmadjon o'g'li Botirov, & Axmadbek Maxmudbek o'g'li Turg'unbekov. (2021). EXPERIMENTAL STUDIES OF THE TECHNOLOGICAL PROCESS OF PROCESSING CONCAVE SURFACES OF COMPLEX SHAPES. *Eurasian Journal of Academic Research*, 1(8), 222–231. <https://doi.org/10.5281/zenodo>.
14. Eraliyevna, T. Z. (2021). History of architecture city and ferghana cities in the region. *CENTRAL ASIAN JOURNAL OF SOCIAL SCIENCES AND HISTORY*, 2(2), 11-15
15. Усманов, Д. А. (1981). Исследование эффективности очистки хлопка-сырца от сорных примесей. Дисс. канд. техн. наук. Ташкент.
16. Kholmurzaev, A. A., & Polotov, K. K. (2020). METHODS OF USING MEDIA EDUCATION IN THE LEARNING PROCESS. *Theoretical & Applied Science*, (5), 205-208.
17. Ahmadbek Mahmudbek o'g'li Turg'unbekov(2021). ARRALI JIN MASHINASIDAGI KOLOSNIK PANJARASI BO'YICHA OLIB BORILGAN ILMIY TADQIQOTLAR TAHLILI. *Scientific progress*, 2 (7), 78-82.



18. Достонбек Азим Ўғли Валихонов, Алишер Ахмаджон Ўғли Ботиров, Зухриддин Носиржонович Охунжонов, & Равшан Хикматуллаевич Каримов (2021). ЭСКИ АСФАЛЬТО БЕТОННИ КАЙТА ИШЛАШ. Scientific progress, 2 (1), 367-373.
19. Omonbekovna, U. M., Siddikovich, S. P., Uli, A. K. K., & Bakhtiyarovna, Y. N. (2021). STRUCTURE OF NATIONAL AVRY HAIR TISSUE AND SPECIFICITY OF ITS PRODUCTION. ACADEMICIA: AN INTERNATIONAL MULTIDISCIPLINARY RESEARCH JOURNAL, 11(2), 1132-1138.
20. Omonbekovna, U. M., & Siddiqovich, S. P. (2021). OPTIMIZATION OF THE PARAMETERS OF THE AURBAND PROCESS IN THE MANUFACTURE OF WARP THREADS FOR NATIONAL AURB FABRICS. ACADEMICIA: An International Multidisciplinary Research Journal, 11(4), 396-400.
21. Холмурзаев, А. А., Алижонов, О. И., Мадаминов, Ж. З., & Каримов, Р. Х. (2019). ЭФФЕКТИВНЫЕ СРЕДСТВА СОЗДАНИЯ ОБУЧАЮЩИХ ПРОГРАММ ПО ПРЕДМЕТУ «Начертательная геометрия». Проблемы современной науки и образования, (12-1 (145)).
22. Абдуллаева, Д. Т., Каримов, Р. Х., & Умарова, М. О. (2021). МАКТАБ ТАЪЛИМ ТИЗИМИДА ЧИЗМАЧИЛИК ФАНИНИ РИВОЖЛАНТИРИШ ВА БИЛИМ БЕРИШ ЖАРАЁНИНИ ТАКОМИЛЛАШТИРИШ. Scientific progress, 2(1), 323-327.
23. Abdumajidxon Murodxon O'G'Li Muxtorov, & Axmadbek Maxmudbek O'G'Li Turg'Unbekov (2021). VAKUUM XALQALARI UCHUN SILIKON MATERIALLARNI TURLARI VA ULARNING TAHLILI. Scientific progress, 2 (6), 1503-1508.
24. Усманов Джасур Аминович, Умарова Мунаввар Омонбековна, Абдуллаева Доно Тошматовна, & Ботиров Алишер Ахмаджон Угли (2019). ИССЛЕДОВАНИЕ ЭФФЕКТИВНОСТИ ОЧИСТКИ ХЛОПКА-СЫРЦА ОТ МЕЛКИХ СОРНЫХ ПРИМЕСЕЙ. Проблемы современной науки и образования, (11-1 (144)), 48-51.
25. Хусанбоев Абдулкосим Мамажонович, Ботиров Алишер Ахмаджон Угли, & Абдуллаева Доно Тошматовна (2019). РАЗВЕРТКА ПРИЗМАТИЧЕСКОГО КОЛЕНА. Проблемы современной науки и образования, (11-2 (144)), 21-23.
26. Fayzimatov, Sh N., Y. Y. Xusanov, and D. A. Valixonov. "OPTIMIZATION CONDITIONS OF DRILLING POLYMERIC COMPOSITE MATERIALS." The American Journal of Engineering and Technology 3.02 (2021): 22-30.

27. Yunusali Yuldashalievich Xusanov, and Dostonbek Azim O'G'Li Valixonov. "POLIMER KOMPOZITSION MATERIALLARDAN TAYYORLANGAN DETALLARNI PARMALASHNI ASOSIY KO'RINISHLARI" Scientific progress, vol. 1, no. 6, 2021, pp. 1169-1174.
28. Dostonbek, V., & Saydullo, A. (2020). USING GAMING TECHNOLOGIES IN ENGINEERING GRAPHICS LESSONS.
29. ACADEMICIA: An International Multidisciplinary Research Journal, 10(5), 95-99.
30. Valixonov Dostonbek, Jumaev Nizomiddin, & Srojedinov Jurabek. (2021). EXPERIMENTAL AND THEORETICAL STUDIES OF THE PROCESS OF CUTTING POLYMER MATERIALS. Academicia Globe: Inderscience Research, 2(05), 485–490. <https://doi.org/10.17605/OSF.IO/U8XN3>
31. Достонбек Азим Ўғли Валихонов, Алишер Ахмаджон Ўғли Ботиров, Зухриддин Носиржонович Охунжонов, & Равшан Хикматуллаевич Каримов (2021). ЭСКИ АСФАЛЬТО БЕТОННИ КАЙТА ИШЛАШ. Scientific progress, 2 (1), 367-373.
32. Усманов Джасур Аминджанович, Холмурзаев Абдирасул Абдулахатович, Умарова Мунаввар Омонбековна, and Валихонов Достонбек Аъзим Угли. "ИССЛЕДОВАНИЕ ФОРМЫ СОРОУДАЛИТЕЛЬНОЙ СЕТКИ КОЛКОВО-БАРАБАННОГО ОЧИСТИТЕЛЯ ХЛОПКА-СЫРЦА" Проблемы современной науки и образования, no. 12-1 (145), 2019, pp. 35-37.
33. Dostonbek, V., & Salimaxon, N. (2021). THE EFFECT OF SCRAPING AND SURFACE CLEANING ON THE SCRAPING OF SCRAPING TO BE DRESSING IN THE CUTTING OF POLYMER MATERIALS. ACADEMICIA: An International Multidisciplinary Research Journal, 11(6), 717-721.
34. Mamajonovich, K. A., Eraliyevna, T. Z., & Mukhtaraliyevna, R. M. (2020). Box curve (curl) of fan casing. *ACADEMICIA: An International Multidisciplinary Research Journal*, 10(5), 604-607.
35. AMINJANOVICH, U. J., AKHMADJONOVIC, A. S., & MUKHTORALIEVNA, R. M. (2021). AN EFFECTIVE CLEANER OF RAW COTTON FROM FINE TRASH PARTICLES. THE AMERICAN JOURNAL OF ENGINEERING AND TECHNOLOGY, 3(06), 47-50.